



SWITCHING BETWEEN HOMEOWNER ASSOCIATIONS

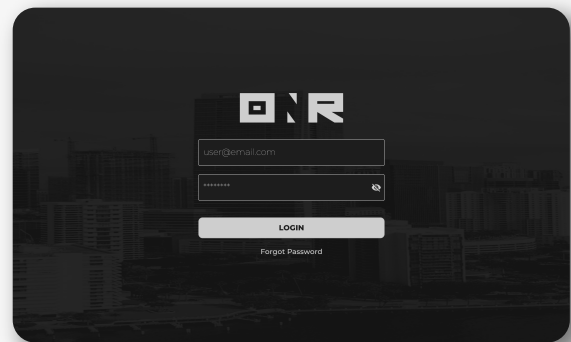
Welcome to our guide on effortlessly switching between associations using either a web browser (laptop or computer) or the ONR App.

This guide is specifically designed for users registered to multiple associations under the same email address. If you don't see multiple associations in your account while following this guide, please reach out to ONR Support for assistance.

SWITCHING ASSOCIATIONS ON A WEB BROWSER:

Login 1

Begin by logging into your ONR account using your credentials.



2

Multi-Association Menu

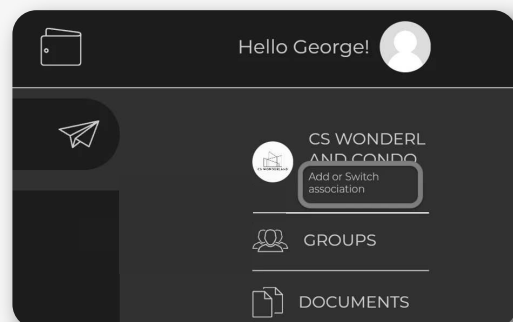
Upon logging in, you'll notice all the associations you belong to displayed as squared tiles.

Select Association

Click on the tile representing the association you want to access.

Switch Association 3

To return to the multi-association menu, locate the **"Add or switch association"** button at the top right corner, just below your name and the association's name





4 Select Association


Now, click on the **tile of the next association** you wish to enter.

SWITCHING ASSOCIATIONS USING THE ONR APP

Login

Open the ONR App on your cell phone and **log in with your credentials.**

1



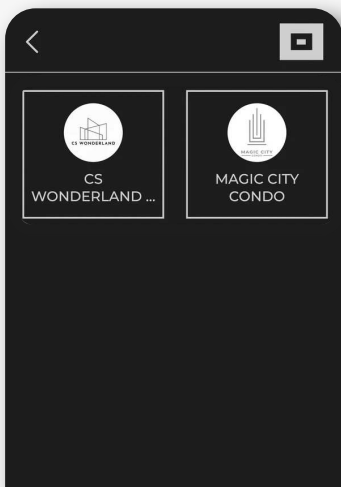
2

Multi-Association Menu

After logging in, you'll see all your **associated communities displayed** as squared tiles.

Select Association

Tap on the **tile representing the association** you want to access.



Switch Association **3**

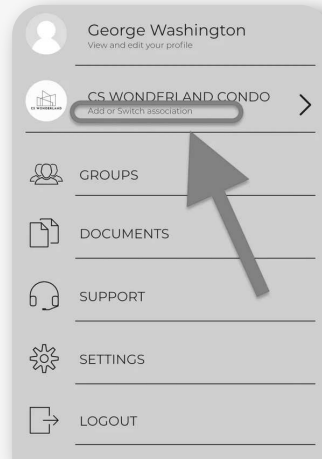
To switch to another association, **tap the three horizontal lines icon** located at the bottom right of your screen.



Switch via Menu

On the following screen, you'll find your name and the current association's name. Below it, tap **"Add or Switch association."**

4



5

Multi-Association Menu

You'll return to the **multi-association menu**. Tap the tile of the next association you wish to enter.

Switching between associations **has never been easier**. Whether you're using a web browser or the ONR App, these steps ensure seamless **access to your various association environments**. If you encounter any issues while following this guide, don't hesitate to **contact our ONR Support team** for assistance.

If you have any problems or need additional assistance, don't hesitate to reach out to our dedicated support team at support@onrapp.com