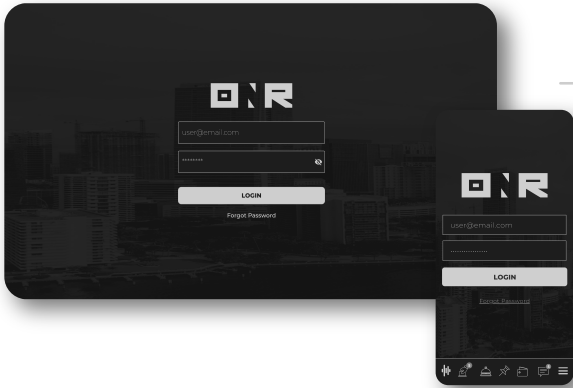




HOW TO CAST A NON-ELECTORAL VOTE

Welcome to our guide on how to participate in non-electoral voting using the ONR App on your mobile phone.



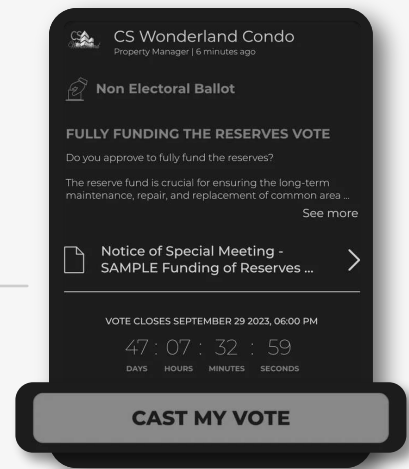
1

Log into your ONR account
Enter your **username** and **password**.

Access Non-Electoral Ballot(s): Once logged in, you'll immediately see all published non-electoral ballots. If your association has multiple questions, scroll up and down to view all available ballots (The ONR platform accommodates one question per ballot).

To begin, simply tap the **"CAST MY VOTE"** button.

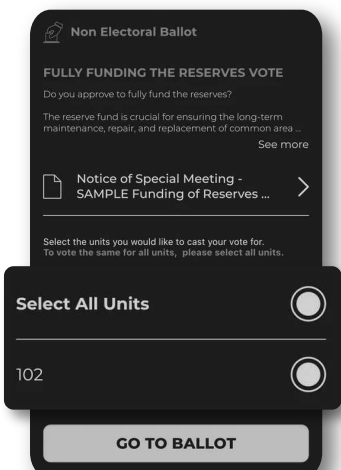
2



3

Select Your Units: Here you should find a list of your unit(s). If any of your owned units are missing, please contact your management office before proceeding.

Select your units and tap on **"GO TO BALLOT"**



Review the Ballot Details: Let's walk through what you'll see on this screen.

"See more":

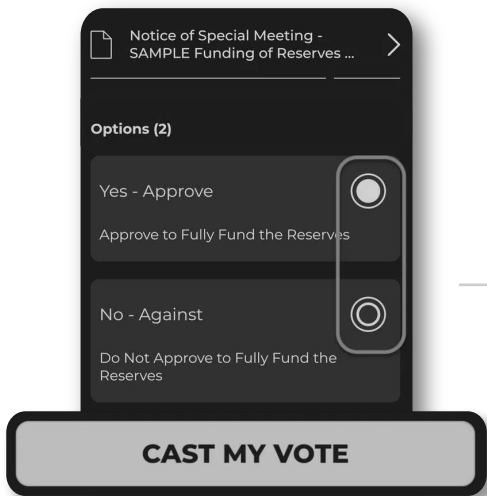
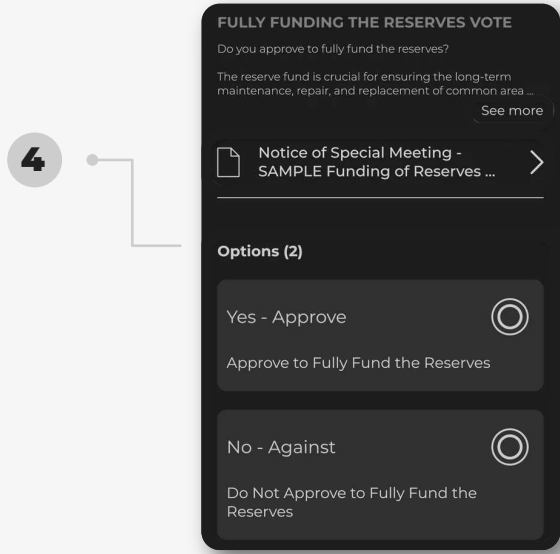
If the full description text isn't visible, tap this button to expand it. To return, select the back arrow.

"Notice of Special Meeting":

This is a direct link to relevant documents provided by the association for this vote. Tap anywhere on this field to view the document on your phone. Tap **"Done"** to return.

"Options":

Presented are the voting options along with their descriptions.



5

Make Your Selection: Choose the option you prefer by tapping on it (the platform will not allow you to choose more options if it is not permitted).

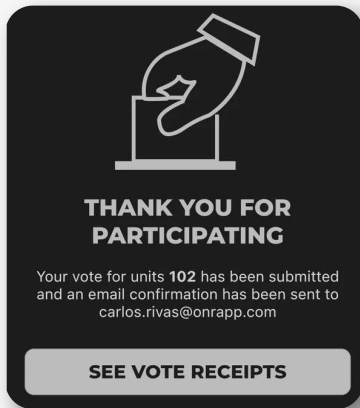
Tap on **"CAST MY VOTE"** to continue.

Finalize Your Vote: If everything looks accurate and displayed, tap **"CAST MY VOTE"** once more.



6



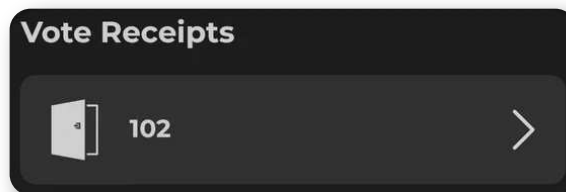


7

Confirmation Message:

A **"THANK YOU FOR VOTING!"** message will appear, and you'll receive an email receipt detailing your selections. Check your spam/junk folders for these emails.

Don't forget, you can also access your voting receipt within your account by tapping your unit number under **"Vote Receipts"**.



If you have any problems or need additional assistance, don't hesitate to reach out to our dedicated support team at support@onrapp.com